



❧ **SPECIFICATION** ❧



FOR YOUR APPROVAL

CUSTOMER : Nerival Oy

DESCRIPTION : Switching Adaptor

PART NO : SIE65A-1205000

MODEL NO : SF65A-1205008

DESIGNED NO : 10307-05D-103523B

DATE : August 7, 2025

VERSION : REV-0.4

APPROVED SIGNATURES

PART NO : <i>SIE65A-1205000</i>	TEXT SPECIFICATION SWITCHING POWER SUPPLY
DESIGNED NO : <i>10307-05D-103523B</i>	
TYPE : <i>SIE65A</i>	

1. GENERAL SPECIFICATIONS

1-1 ENVIRONMENTAL:

	<u>NOMINAL</u>	<u>TOLERANCE</u>
OPERATION	25°C	0°C ~ +40°C
STORAGE		-20°C ~ +70°C

2. ELECTRICAL SPECIFICATIONS

2-1 RATING:

(A) INPUT VOLTAGE

<u>NOMINAL</u>	<u>TOLERANCE</u>
100 / 240 VAC	90 – 264 VAC

(B) FREQUENCY

<u>NOMINAL</u>	<u>TOLERANCE</u>
50 / 60 Hz	47 / 63 Hz

2-2 INPUT CURRENT : 1.5A maximum.

2-3 INRUSH CURRENT: Inrush current will be less 40A max cold start at input voltage 264Vac..

2-4 HOLD-UP TIME : At turn off moment, The time will be 10 msec. At input voltage 115Vac with full load..

2-5 EFFICIENCY : The average efficiency of power supply will be higher than 88% at input voltage range with average value. Meet CEC Level VI

2-6 LEAKAGE CURRENT : under 250uA

2-7 HI-POT TEST : Between primary to secondary: 3000Vac 50Hz for one second , Test current will be less 10mA

PART NO : <i>SIE65A-1205000</i>	TEXT	SPECIFICATION
DESIGNED NO : <i>10307-05D-103523B</i>		
TYPE : <i>SIE65A</i>	SWITCHING POWER SUPPLY	

2-8 INPUT WATTAGE AT OUTPUT NO-LOAD CONDITION:

Less than 0.21W at rate input voltage& frequency

2-9 OUTPUT VOLTAGE AND CURRENT

V-out			I-out	
Minimum	Type	Maximum	Minimum	Maximum
11.4 VDC	12VDC	12.6 VDC	0	5A

2-10 RIPPLE & NOISE LIMIT : 200mV p-p, Measurement is done by 20MHz bandwidth oscilloscope and the output paralleled a 0.1uF ceramic capacitor and a 47uF electrolysis capacitor. (test under the condition of rated input and rated output) .

2-11 OVER SHOOT : 10% Max. When power supply at turn on or turn off.

2-12 PROTECTION

a. SCP : The input power shall decrease when the output rail short, the power supply shall no damage, and shall be self-recovery when the fault condition is removed

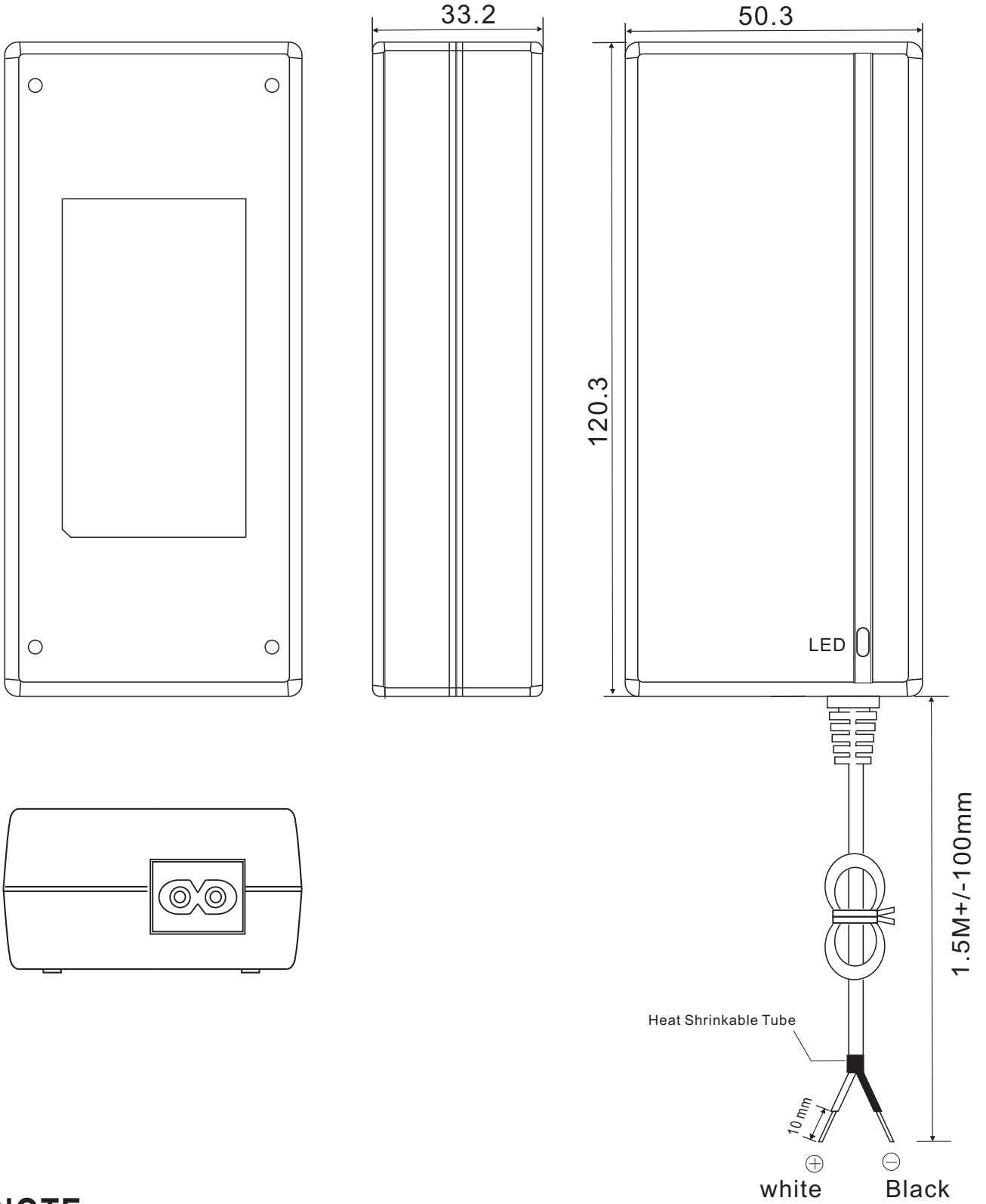
b. OCP : Over Current Point Limited $I < 10A(100-240Vac)$

The output shall hiccup when the over currents applied to the output rail, and shall be self-recovery when the fault condition is removed

2-13 TURN-ON DELAY TIME: 3S max. @ 100Vac to 240Vac input & Full load.

2-14 Regulatory Standards: EN62368/ UL62368

PART NO	PAGE
SIE65A-1205000	P5 OF P7

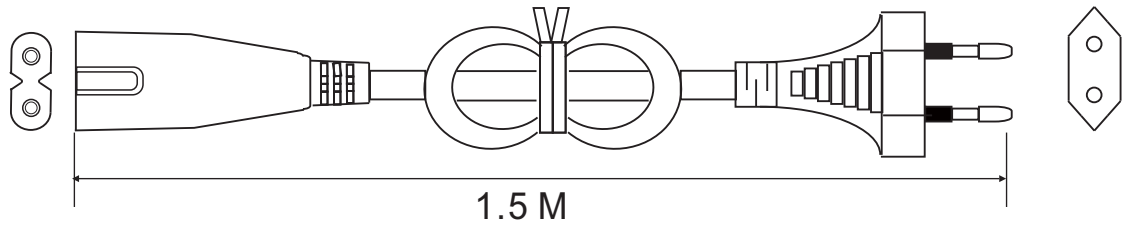


NOTE:

1. Output : Length 1.5M, AWG16 / 1185.
2. UNIT : mm

PART NO	PAGE
SIE65A-1205000	P6 OF P7

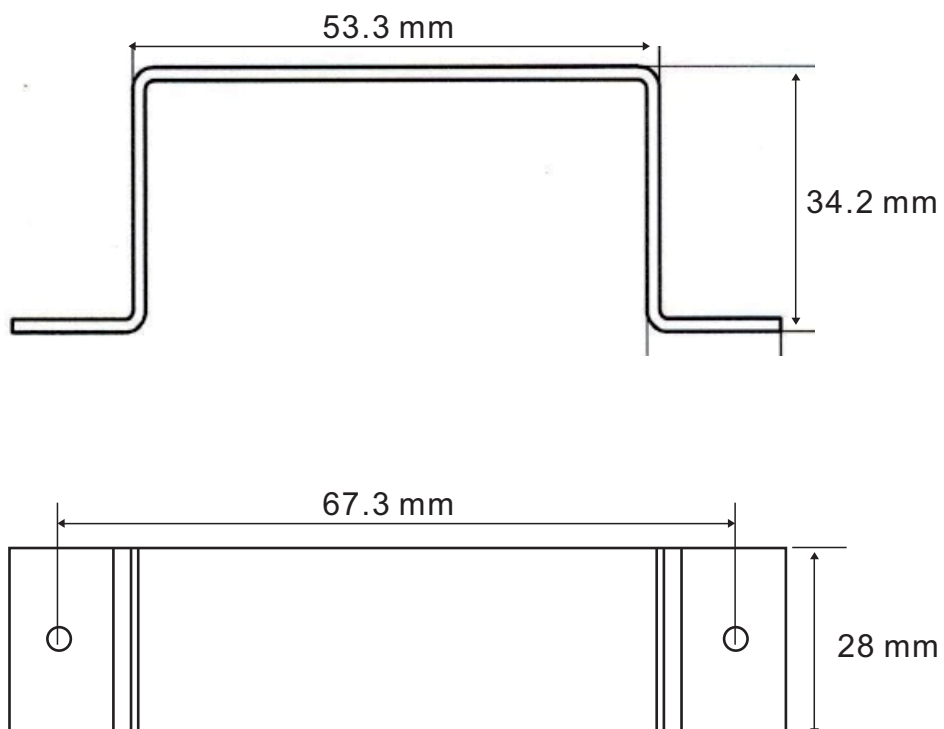
1) AC Cable



NOTE:

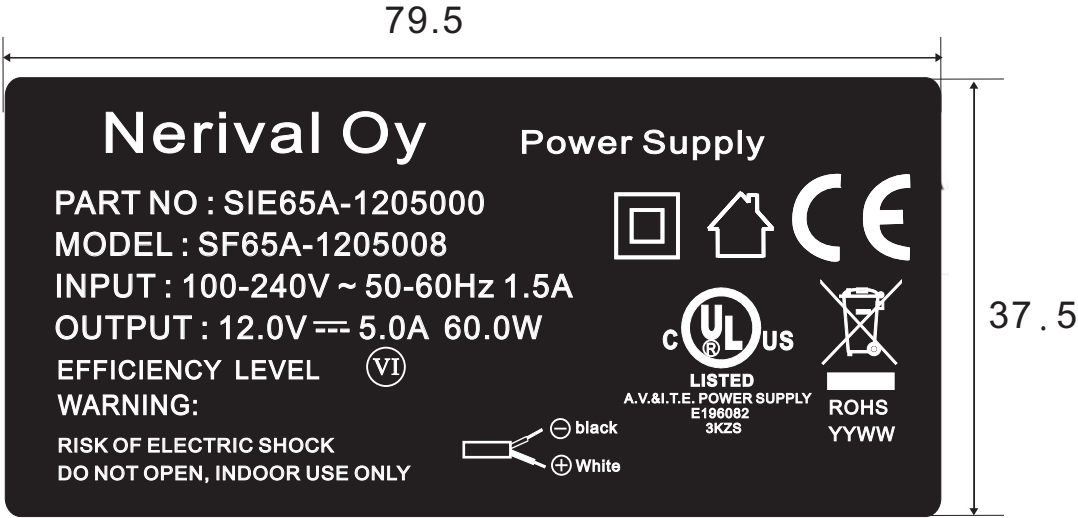
1. IEC320/C7 (for IEC/C8 socket)
2. Euro 250V 2.5A

2) Metal Holder (# 10305-10A-103379)



PART NO	PAGE
SIE65A-1205000	P7 OF P7

NAME PLATE LIST



UNIT : mm